



Variant **MULTI** Line



## New Variant - MULTI capabilities, MULTI choice, MULTI Variant

New **Variant MULTI Pull-out Line** is a new breakthrough offer on a polish market. Customer **chooses him/herself** type of sliding system, **configures** level of shelves and layout dividers freely. This way user receives bespoke product **fit for individual needs** and budget. Irrespective of chosen components whole system is ready for **quick setup**, three level front adjustment, fit for 16-18mm board thickness. Product is designed for base cabinets. In MULTI family we can find: Mini Bottom-Mounted Pull-out for base cabinets 150-600mm, Mini Lateral Pull-out for base cabinets 150-200mm, Mini Spices storage Pull-out for base cabinets 150mm, Mini Towels storage Pull-out for base cabinets 150mm, Mini Laundry Pull-out for base cabinets 300-500mm.

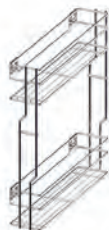
Products have been awarded with "TERAZ POLSKA" ("Poland Now") Emblem.

## ➔ Which parts make up a Variant MULTI ?

### BASIC COMPONENTS:

1

#### Pull-out Baskets



Lateral basket  
150-200



Lateral  
Towels basket  
150




Lateral  
Spices basket  
150



Lateral  
Detergents basket  
300



Bottom-mounted  
basket  
150-600



Bottom-mounted  
Laundry basket  
300-500

2

#### Lateral and Bottom Sliding Systems



REJS

Lateral FULL  
Sliding System  
(full extension, soft close)



REJS

Lateral PUSH  
Sliding System  
(full extension, push-to-open)



REJS

Lateral SINGLE  
Sliding System  
(partial extension, soft close)



Hettich

Lateral QUADRO V6  
Sliding System  
(full extension, soft close)



blum

Lateral Slide Cover  
(Tandem Plus L-450)



REJS

Bottom FULL  
Sliding System  
(full extension, soft close)



REJS

Bottom PUSH  
Sliding System  
(full extension, push-to-open)



REJS

Bottom SINGLE  
Sliding System  
(partial extension, soft close)



Hettich

Bottom QUADRO V6  
Sliding System  
(full extension, soft close)



blum

Bottom Slide Cover  
(Tandem Plus L-450)

### COMPLEMENTARY COMPONENTS:

3

#### Additional Shelf



150-200 Shelf

4

#### Divider

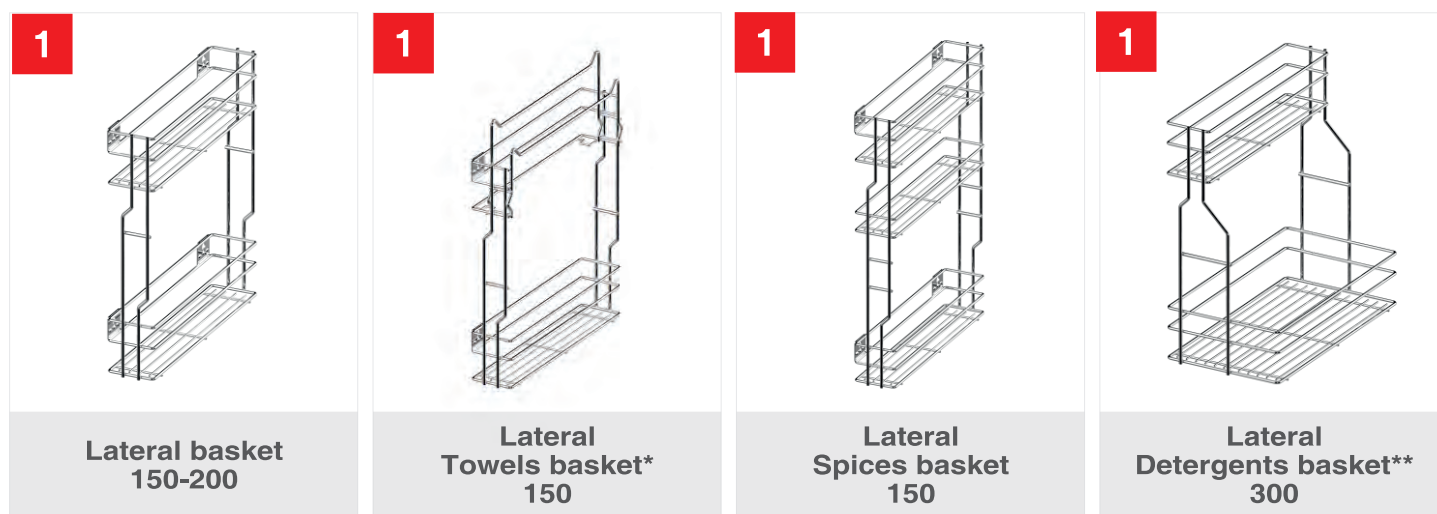


Dividers


➔ *How to combine* **Variant MULTI** *Mini Pull-out?*

**1** + **2** , optionally + **3** + **4**

### BASIC COMPONENTS:



### COMPLEMENTARY COMPONENTS:



\*Compatible with all systems except BLUM Tandem Plus, REJS SINGLE

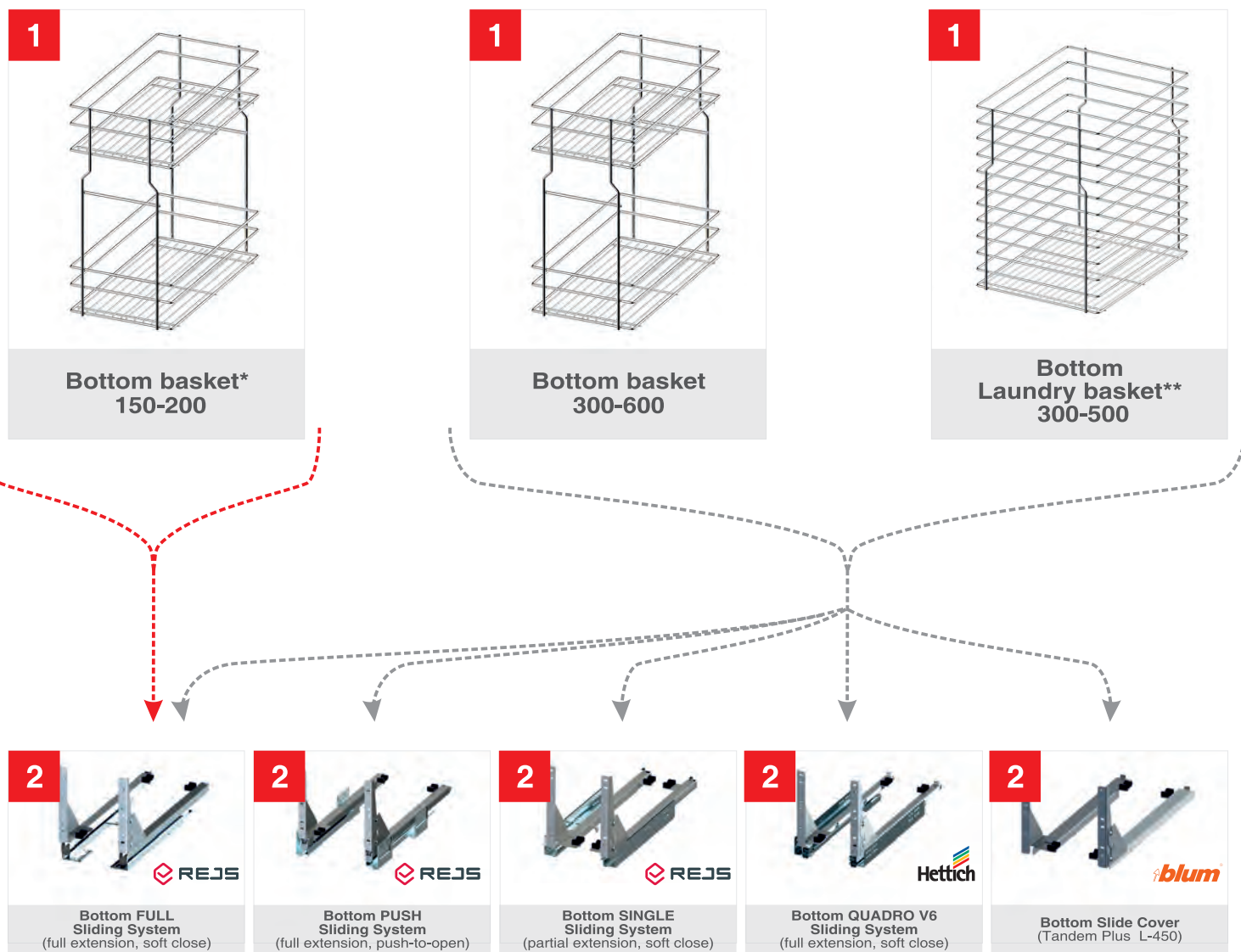
\*\*Compatible with all systems except REJS PUSH




➔ *How to combine Bottom-mounted Variant MULTI Mini Pull-out?*

**1** + **2** , optionally + **3** + **4**

### BASIC COMPONENTS:



### COMPLEMENTARY COMPONENTS:







## Product Characteristic:

- Suitable to use with different types of Slides
- Front Width 150-200mm
- 4D Adjustment
- Quick Setup - Click system
- Suitable to mount additional shelf to get 3 levels
- Suitable to mount dividers for arrangement
- Setup Template included
- Load allowed = 10kg

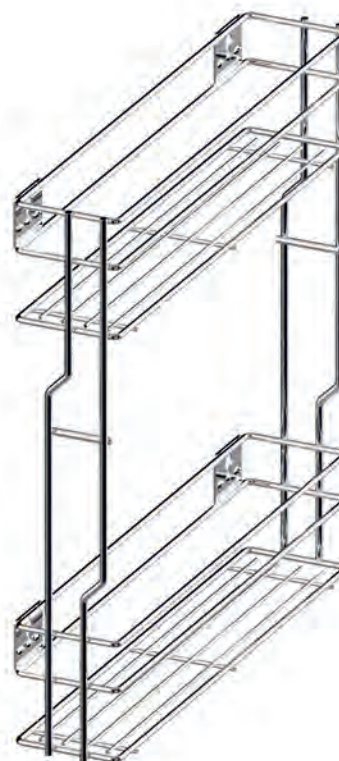
## Available basket colors:



## BASIC COMPONENTS

1

### Lateral basket 150-200



2

### Lateral Sliding System



REJS

**FULL Sliding System**  
full extension, soft close



REJS

**PUSH Sliding System**  
full extension, push-to-open



REJS

**SINGLE Sliding System**  
partial extension, soft close



Hettich

**QUADRO V6 Sliding System**  
full extension, soft close



blum

**Slide Cover**  
Tandem Plus L-450

## COMPLEMENTARY COMPONENTS:

3

### Dividers

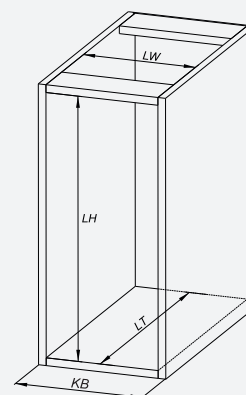
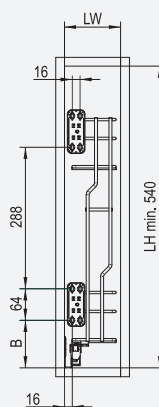
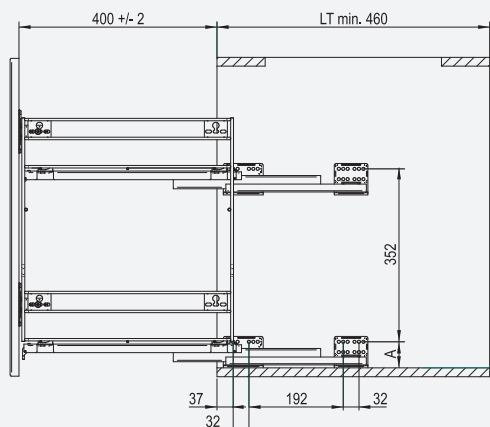


4

### Additional Shelf



## DIMENSIONS



Sliding System	A	B
Rejs FULL	56	97
Hettich	37	78

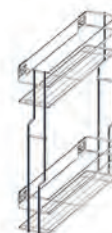
KB - Exterior Cabinet Width  
 LW - Interior Cabinet Width  
 LT - Interior Cabinet Depth  
 LH - Interior Cabinet Height

## BASIC COMPONENTS

### 1 Lateral basket 150-200

Basket

Width	Index	Finish
150	WE03.7319.01	001, 003, 062, 549
200	WE03.7419.01	001, 003, 062, 549



### 2 Lateral Sliding System

Slides with Cover + front fixing brackets or Cover + front fixing brackets, set. left or right side

Sliding System / Cover	Side of mounting	Index	Finish
REJS FULL Sliding System	L	WE29.0012.01	549
REJS FULL Sliding System	R	WE29.0013.01	549
REJS PUSH Sliding System	L	WE29.0015.01	549
REJS PUSH Sliding System	R	WE29.0016.01	549
REJS SINGLE Sliding System	L	WE29.0018.01	549
REJS SINGLE Sliding System	R	WE29.0019.01	549
HETTICH QUADRO V6 Sliding System	L	WE29.0021.01	549
HETTICH QUADRO V6 Sliding System	R	WE29.0022.01	549
BLUM Cover without Slides TANDEM PLUS*	L	WE29.0024.01	549
BLUM Cover without Slides TANDEM PLUS*	R	WE29.0025.01	549

## COMPLEMENTARY COMPONENTS

### 3A Complete Divider

wire + connectors set.



Length	Index	Finish
150	WE03.8661.08	052
200	WE03.8662.08	052

### 3B Cut-to-size Divider

cut: for width KB - 90mm, for length - 400mm



	Index	Finish
wire L=1100	WE03.7177.01	001
connectors	2 x WE03.7178.05	052

### 4 Additional Shelf

pcs.



Length	Index	Finish
150**	WE03.6619.01	001, 003, 062, 549
200	WE03.6719.01	001, 003, 062, 549

\*Does not include Slides  
 \*\* Suitable for all baskets widths







## Product Characteristic:

- Suitable to use with different types of Slides
- Front Width 150mm
- 4D Adjustment
- Quick Setup - Click system
- Suitable to mount dividers for arrangement
- Setup Template included
- Load allowed = 10kg

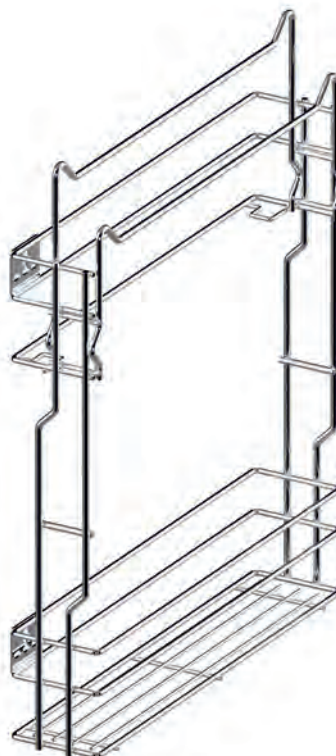
## Available basket colors:



## BASIC COMPONENTS

1

### Lateral Towels basket 150



2

### Lateral Sliding System



REJS

**FULL Sliding System**  
full extension, soft close



REJS

**PUSH Sliding System**  
full extension, push-to-open



Hettich

**QUADRO V6 Sliding System**  
full extension, soft close

## COMPLEMENTARY COMPONENTS:

3

### Dividers



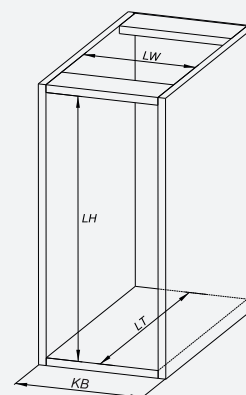
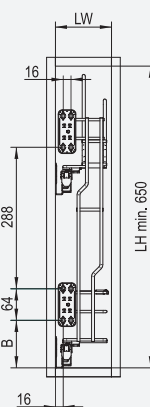
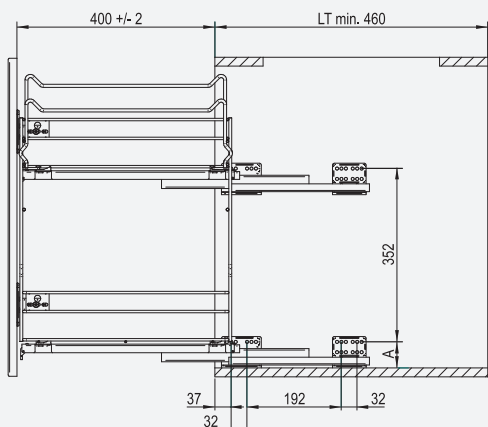
4

### Additional Shelf





## DIMENSIONS



Sliding System	A	B
Rejs FULL	56	97
Hettich	37	78

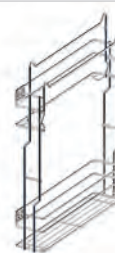
KB - Exterior Cabinet Width  
 LW - Interior Cabinet Width  
 LT - Interior Cabinet Depth  
 LH - Interior Cabinet Height

## BASIC COMPONENTS

### 1 Lateral Towels basket 150

Basket

Width	Index	Finish
150	WE29.0001.01	001, 003, 062, 549



### 2 Lateral Sliding System

Slides with Cover + front fixing brackets or Cover + front fixing brackets, set. left or right side

Sliding System / Cover	Side of mounting	Index	Finish
REJS FULL Sliding System	L	WE29,0012.01	549
REJS FULL Sliding System	R	WE29,0013.01	549
REJS PUSH Sliding System	L	WE29,0015.01	549
REJS PUSH Sliding System	R	WE29,0016.01	549
HETTICH QUADRO V6 Sliding System	L	WE29,0021.01	549
HETTICH QUADRO V6 Sliding System	R	WE29,0022.01	549

## COMPLEMENTARY COMPONENTS

### 3A Complete Divider

wire + connectors set.



Length	Index	Finish
150	WE03.8661.08	052
200	WE03.8662.08	052

### 3B Cut-to-size Divider

cut: for width KB - 90mm, for length - 400mm



	Index	Finish
wire L=1100	WE03.7177.01	001
connectors	2 x WE03.7178.05	052

### 4 Additional Shelf

pcs.





Length	Index	Finish
150	WE03.6619.01	001, 003, 062, 549



## Product Characteristic:

- Suitable to use with different types of Slides
- Front Width 150mm
- 4D Adjustment
- Quick Setup - Click system
- Suitable to mount additional shelf to get 4 levels
- Suitable to mount dividers for arrangement
- Load allowed = 10kg

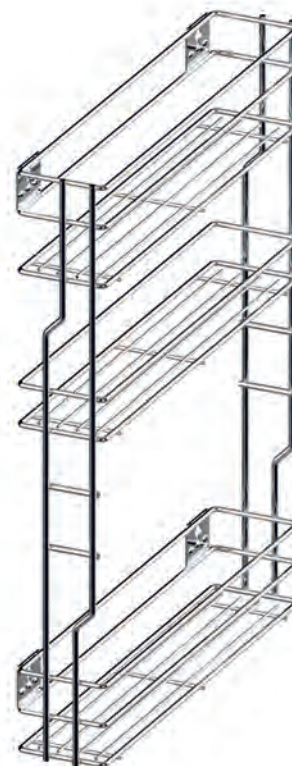
## Available basket colors:



## BASIC COMPONENTS

1

### Lateral Spices basket 150



2

### Lateral Sliding System



REJS

**FULL Sliding System**  
full extension, soft close



REJS

**PUSH Sliding System**  
full extension, push-to-open



REJS

**SINGLE Sliding System**  
partial extension, soft close



Hettich

**QUADRO V6 Sliding System**  
full extension, soft close



blum

**Slide Cover**  
Tandem Plus L-450

## COMPLEMENTARY COMPONENTS:


3

### Dividers

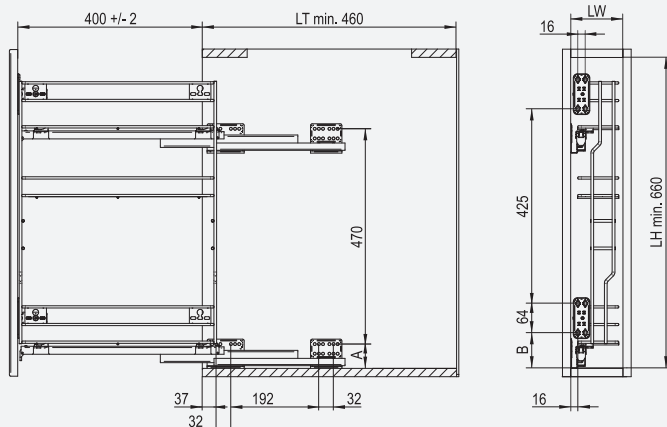


4

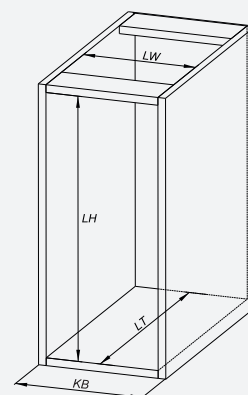
### Additional Shelf



## DIMENSIONS



Sliding System	A	B
Rejs	56	97
Hettich	37	78



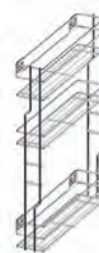
KB - Exterior Cabinet Width  
 LW - Interior Cabinet Width  
 LT - Interior Cabinet Depth  
 LH - Interior Cabinet Height

## BASIC COMPONENTS

### 1 Lateral Spices basket 150

Basket

Width	Index	Finish
150	WE03.9919.01	001, 003, 062, 549



### 2 Lateral Sliding System

Slides with Cover + front fixing brackets or Cover + front fixing brackets, set. left or right side

Sliding System / Cover	Side of mounting	Index	Finish
REJS FULL Sliding System	L	WE29.0012.01	549
REJS FULL Sliding System	R	WE29.0013.01	549
REJS PUSH Sliding System	L	WE29.0015.01	549
REJS PUSH Sliding System	R	WE29.0016.01	549
REJS SINGLE Sliding System	L	WE29.0018.01	549
REJS SINGLE Sliding System	R	WE29.0019.01	549
HETTICH QUADRO V6 Sliding System	L	WE29.0021.01	549
HETTICH QUADRO V6 Sliding System	R	WE29.0022.01	549
BLUM Cover without Slides TANDEM PLUS*	L	WE29.0024.01	549
BLUM Cover without Slides TANDEM PLUS*	R	WE29.0025.01	549

## COMPLEMENTARY COMPONENTS

### 3A Complete Divider

wire + connectors set.



Length	Index	Finish
150	WE03.8661.08	052

### 3B Cut-to-size Divider

cut: for width KB - 90mm, for length - 400mm



	Index	Finish
wire L=1100	WE03.7177.01	001
connectors	2 x WE03.7178.05	052

### 4 Additional Shelf

pcs.



Length	Index	Finish
150	WE03.6619.01	001, 003, 062, 549

\*Does not include Slides







## Product Characteristic:

- Suitable to use with different types of Slides
- Front Width 300mm
- Quick Setup - Click system
- Suitable to mount additional shelf to get 3 levels
- Suitable to mount dividers for arrangement
- Setup Template included
- Load allowed = 10kg

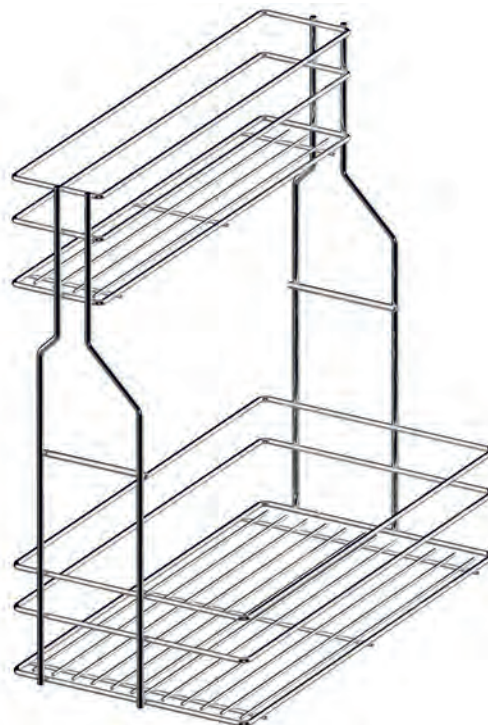
## Available basket colors:



## BASIC COMPONENTS

1

### Lateral Detergents basket 300



2

### Lateral Sliding System



**FULL Sliding System**  
full extension, soft close



**PUSH Sliding System**  
full extension, push-to-open



**SINGLE Sliding System**  
partial extension, soft close



**Slide Cover**  
Tandem Plus L-450

## COMPLEMENTARY COMPONENTS:

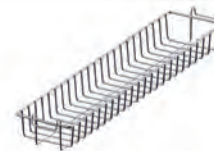
3

### Dividers



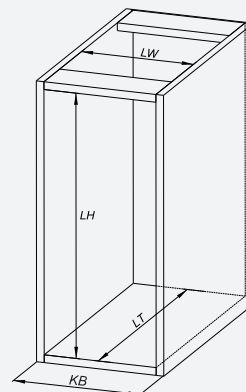
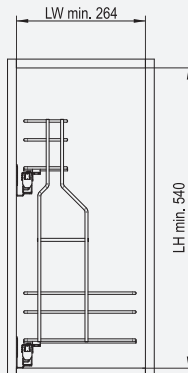
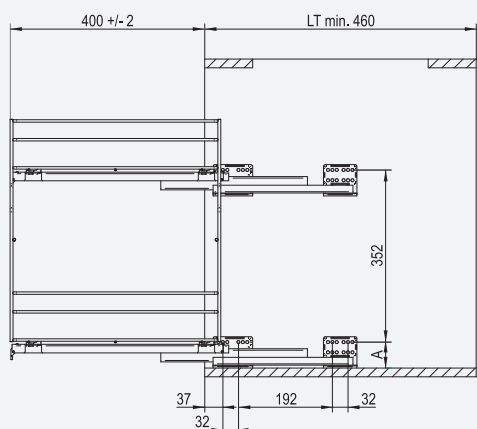
4

### Additional Shelf





## DIMENSIONS



Sliding System	A
Rejs FULL	56
Hettich	37

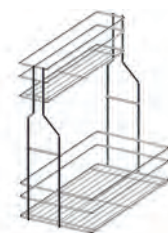
KB - Exterior Cabinet Width  
 LW - Interior Cabinet Width  
 LT - Interior Cabinet Depth  
 LH - Interior Cabinet Height

## BASIC COMPONENTS

### 1 Lateral Detergents basket 300

Basket

Width	Index	Finish
300	WE29.0002.01	001, 003, 062, 549



### 2 Lateral Sliding System

Slides with Cover + front fixing brackets or Cover + front fixing brackets, set. left or right side

Sliding System / Cover	Side of mounting	Index	Finish
REJS FULL Sliding System	L	WE29,0012.01	549
REJS FULL Sliding System	R	WE29,0013.01	549
REJS SINGLE Sliding System	L	WE29,0018.01	549
REJS SINGLE Sliding System	R	WE29,0019.01	549
HETTICH QUADRO V6 Sliding System	L	WE29,0021.01	549
HETTICH QUADRO V6 Sliding System	R	WE29,0022.01	549
BLUM Cover without Slides TANDEM PLUS*	L	WE29,0024.01	549
BLUM Cover without Slides TANDEM PLUS*	R	WE29,0025.01	549

## COMPLEMENTARY COMPONENTS

### 3A Complete Divider

wire + connectors set.



Length	Index	Finish
150	WE03.8661.08	052

### 3B Cut-to-size Divider

cut: for width KB - 90mm, for length - 400mm



	Index	Finish
wire L=1100	WE03.7177.01	001
connectors	2 x WE03.7178.05	052

### 4 Additional Shelf

pcs.



Length	Index	Finish
150	WE03.6619.01	001, 003, 062, 549
200	WE03.6719.01	001, 003, 062, 549



\*Does not include Slides



### Product Characteristic:

- Suitable to use with different types of Slides
- REJS FULL Slide mounted to the bottom of carcass
- Front Width 150-600mm
- 3D Adjustment
- Quick Setup - Click system
- Fit for 16-18mm board thickness
- Suitable to mount additional shelf to get 3 levels
- Suitable to mount dividers for arrangement
- Setup Template included
- Load allowed = 20kg

### Available basket colors:



### BASIC COMPONENTS

1

#### Bottom basket 150-600



2

#### Bottom Sliding System



REJS

**FULL Sliding System**  
full extension, soft close



REJS

**PUSH Sliding System**  
full extension, push-to-open



REJS

**SINGLE Sliding System**  
partial extension, soft close



Hettich

**QUADRO V6 Sliding System**  
full extension, soft close



blum

**Slide Cover**  
Tandem Plus L-450

### COMPLEMENTARY COMPONENTS:

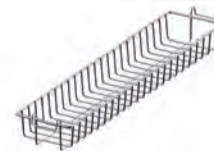
3

#### Dividers

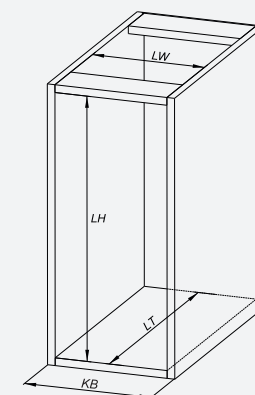
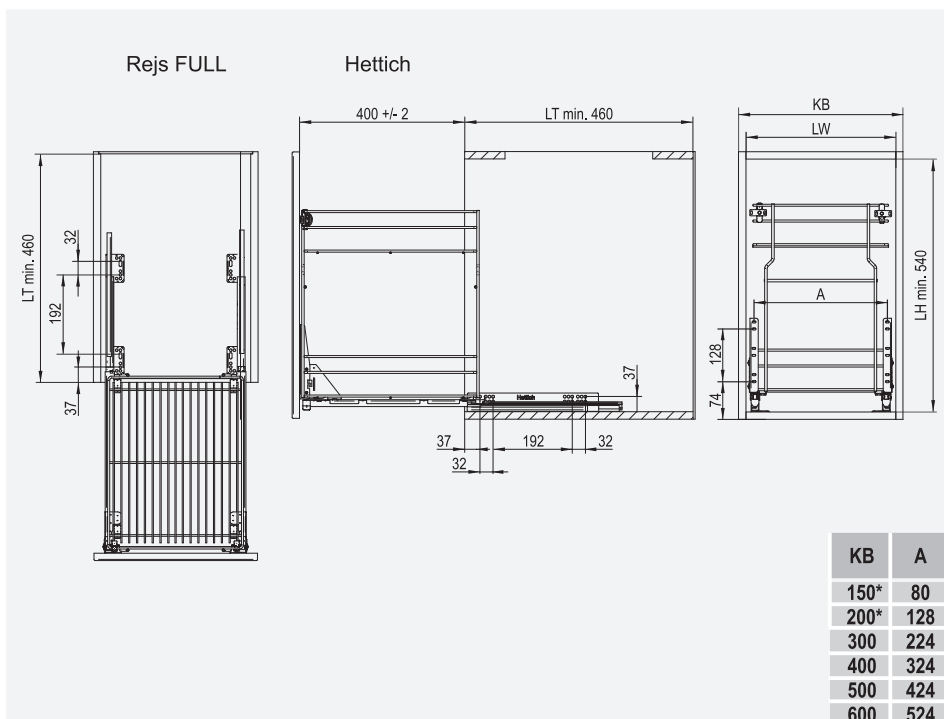


4

#### Additional Shelf



## DIMENSIONS



KB - Exterior Cabinet Width  
 LW - Interior Cabinet Width  
 LT - Interior Cabinet Depth  
 LH - Interior Cabinet Height

## BASIC COMPONENTS

### 1 Bottom Laundry basket 150-600

Basket

Width	Index	Finish
150*	WE29.0003.01	001, 003, 062, 549
200*	WE29.0004.01	001, 003, 062, 549
300	WE29.0005.01	001, 003, 062, 549
400	WE29.0006.01	001, 003, 062, 549
500	WE29.0007.01	001, 003, 062, 549
600	WE29.0008.01	001, 003, 062, 549



### 2 Bottom Sliding System

Slides with Cover + front fixing brackets or Cover + front fixing brackets

Sliding System / Cover	Index	Finish
REJS FULL Sliding System	WE29.0014.01	549
REJS PUSH Sliding System	WE29.0017.01	549
REJS SINGLE Sliding System	WE29.0020.01	549
HETTICH QUADRO V6 Sliding System	WE29.0023.01	549
BLUM Cover without Slides TANDEM PLUS**	WE29.0026.01	549

## COMPLEMENTARY COMPONENTS

### 3A Complete Divider

wire + connectors set.



Length	Index	Finish
150	WE03.8661.08	052
200	WE03.8662.08	052

### 3B Cut-to-size Divider

cut: for width KB - 90mm, for length - 400mm



	Index	Finish
wire L=1100	WE03.7177.01	001
connectors	2 x WE03.7178.05	052

### 4 Additional Shelf

pcs.



Length	Index	Finish
150***	WE03.6619.01	001, 003, 062, 549
200	WE03.6719.01	001, 003, 062, 549

\* For "150" and "200" baskets suitable only "REJS FULL Sliding System"

\*\* Does not include Slide

\*\*\* Suitable for all baskets widths







## Product Characteristic:

- Suitable to use with different types of Slides
- REJS FULL Slide mounted to the bottom of carcass
- Front Width 300-500mm
- 3D Adjustment
- Quick Setup - Click system
- Fit for 16-18mm board thickness
- Setup Template included
- Load allowed = 20kg

## Available basket colors:



## BASIC COMPONENTS

1

### Bottom Laundry basket 300-500



2

### Bottom Sliding System



REJS

**FULL Sliding System**  
full extension, soft close



REJS

**PUSH Sliding System**  
full extension, push-to-open



Hettich

**SINGLE Sliding System**  
partial extension, soft close



blum

**Slide Cover**  
Tandem Plus L-450

## COMPLEMENTARY COMPONENTS:

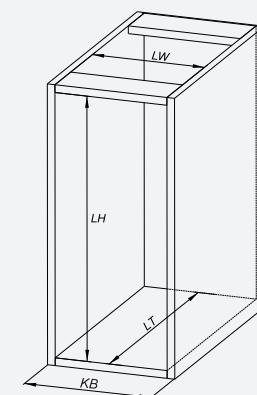
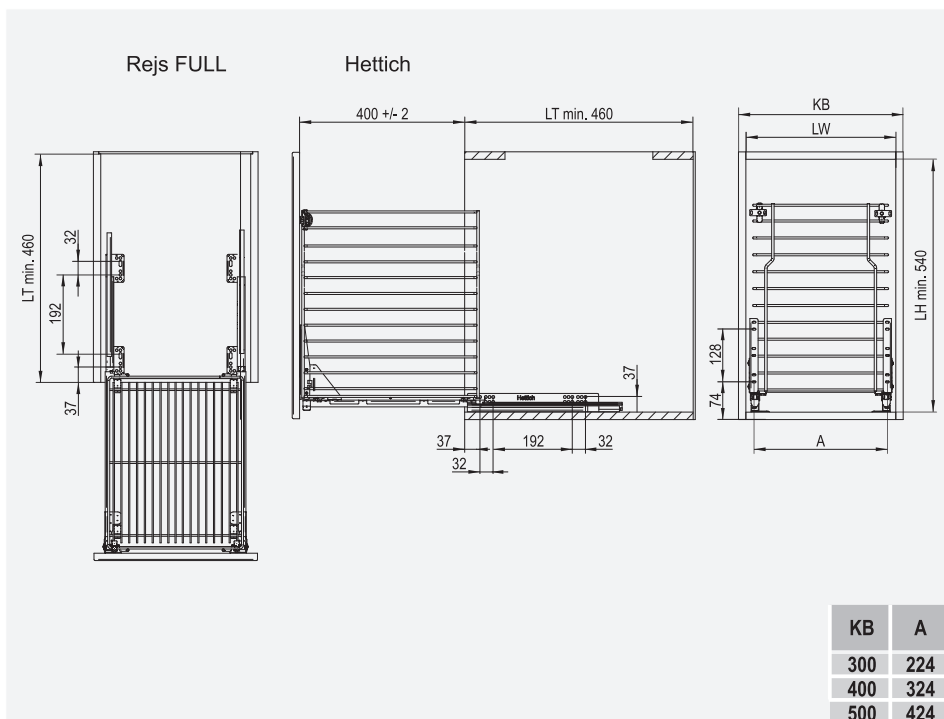
3

### Dividers





## DIMENSIONS



KB - Exterior Cabinet Width  
 LW - Interior Cabinet Width  
 LT - Interior Cabinet Depth  
 LH - Interior Cabinet Height

## BASIC COMPONENTS

### 1 Bottom Laundry basket 300-500

Basket

Width	Index	Finish
300	WE29.0009.01	001, 003, 062, 549
400	WE29.0010.01	001, 003, 062, 549
500	WE29.0011.01	001, 003, 062, 549



### 2 Bottom Sliding System

Slides with Cover + front fixing brackets or Cover + front fixing brackets

Sliding System / Cover	Index	Finish
REJS FULL Sliding System	WE29.0014.01	549
REJS SINGLE Sliding System	WE29.0020.01	549
HETTICH QUADRO V6 Sliding System	WE29.0023.01	549
BLUM Cover without Slides TANDEM PLUS**	WE29.0026.01	549

## COMPLEMENTARY COMPONENTS

### 3 Cut-to-size Divider

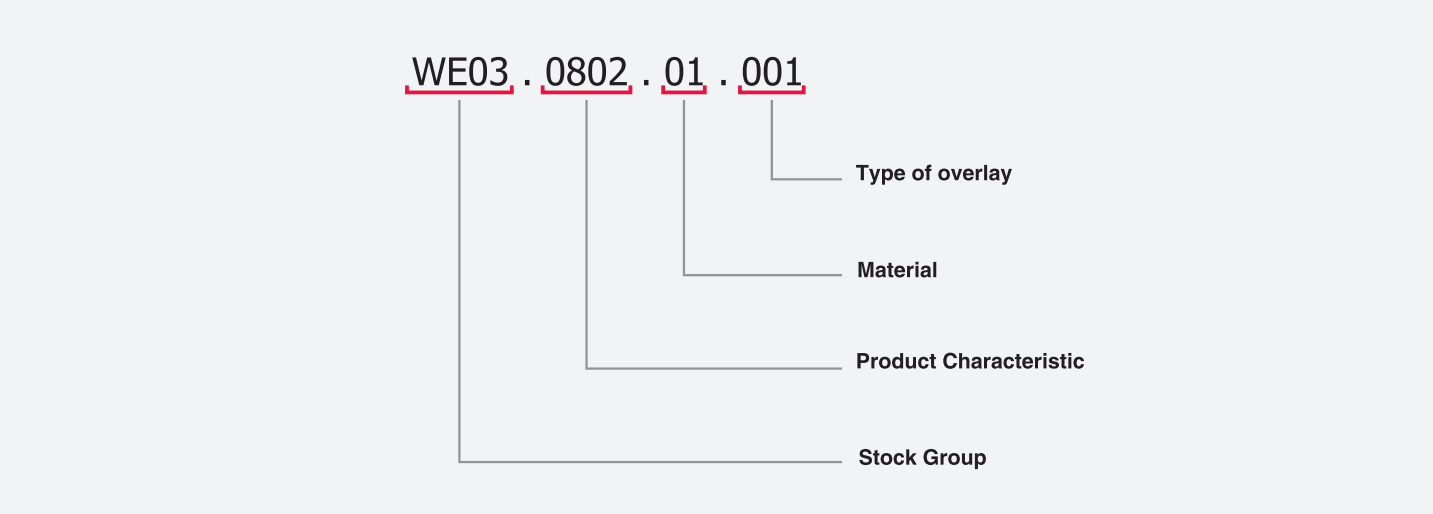
cut: for width KB - 90mm, for length - 400mm








Length	Index	Finish
wire L=1100	WE03.7177.01	001
connectors	2 x WE03.7178.05	052

\* Does not include Slide

Item Number explanation



Overlay Codes

	<b>001</b> CHROME		<b>003</b> RAL 9003 WHITE		<b>052</b> CHROME / BLACK		<b>062</b> ZINC		<b>549</b> SILVER
--	----------------------	--	------------------------------	--	------------------------------	--	--------------------	--	----------------------

Additional Informations

Dimensions are given in mm (millimeters)

The manufacturer reserves the right to make technical changes and catalog offer.

The manufacturer is not responsible for typographical errors in the text or technical drawings.

The content of the catalog is subject to copyright. Copying, reprinting text or graphics and photos without written permission is prohibited.





[www.rejs.eu](http://www.rejs.eu)

