

*New Product!*



**Corner unit systems**

### Corner comfort: frame and basket

#### Maxima Classic

#### Maxima EVO

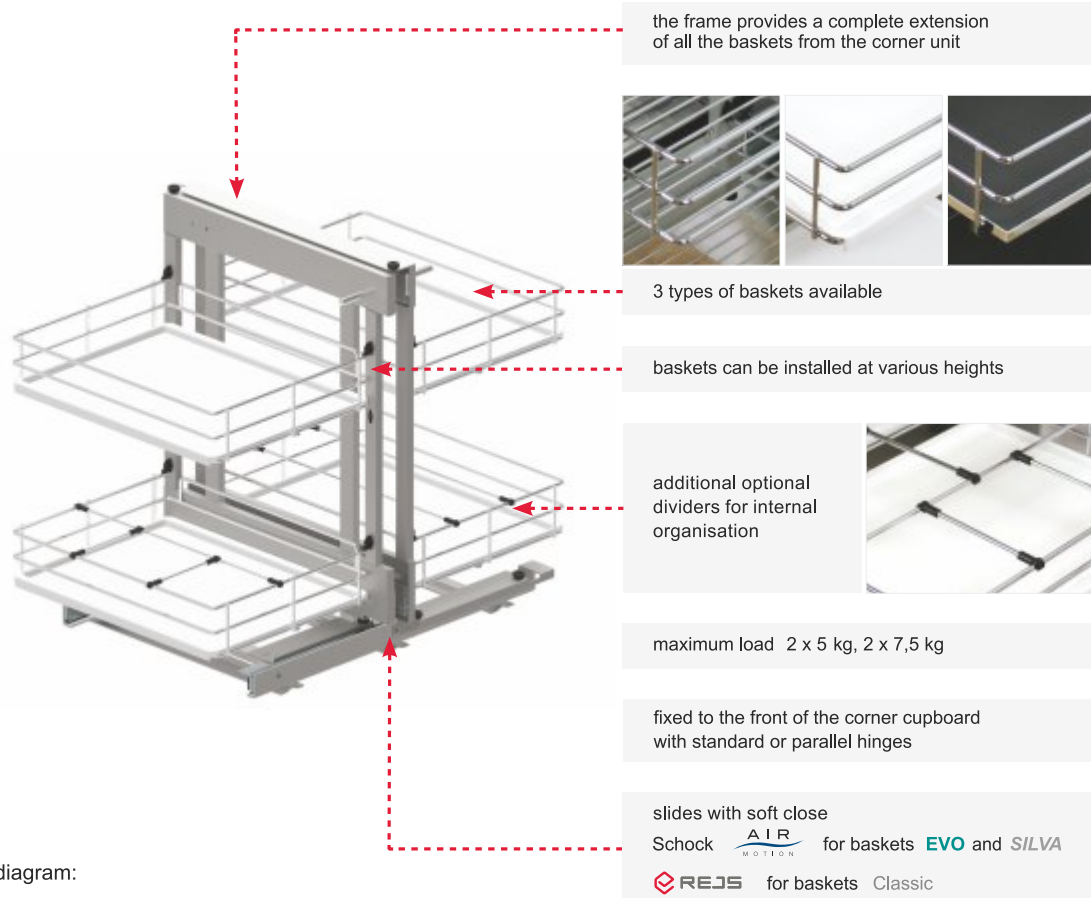
#### Maxima SILVA



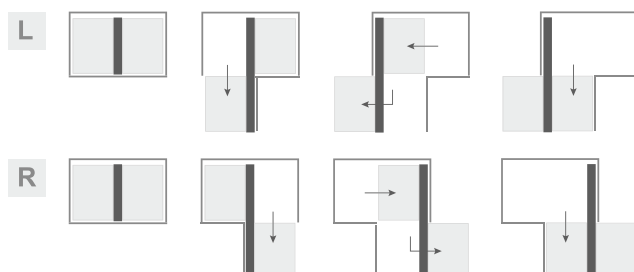
width	mounting side	index	coating
800	L	WE31.0001.01	001
800	R	WE31.0002.01	001
1000	L	WE31.0003.01	001
1000	R	WE31.0004.01	001
1200	L	WE31.0005.01	001
1200	R	WE31.0006.01	001

width	mounting side	index	coating
800	L	WE30.0001.08	374
800	R	WE30.0002.08	374
1000	L	WE30.0003.08	374
1000	R	WE30.0004.08	374
1200	L	WE30.0005.08	374
1200	R	WE30.0006.08	374

width	mounting side	index	coating
800	L	WE32.0001.43	781
800	R	WE32.0002.43	781
1000	L	WE32.0003.43	781
1000	R	WE32.0004.43	781
1200	L	WE32.0005.43	781
1200	R	WE32.0006.43	781



#### Corner extension diagram:



**L R** refers to the mounting side of the cupboard body

COATING CODES: 001 CHROME 374 CHROME / WHITE 781 CHROME / GRAPHITE

Corner Front: frame and basket

Maxima Classic



width	mounting side	index	coating
900	L	WE31.0007.01	001
900	R	WE31.0008.01	001

Maxima EVO

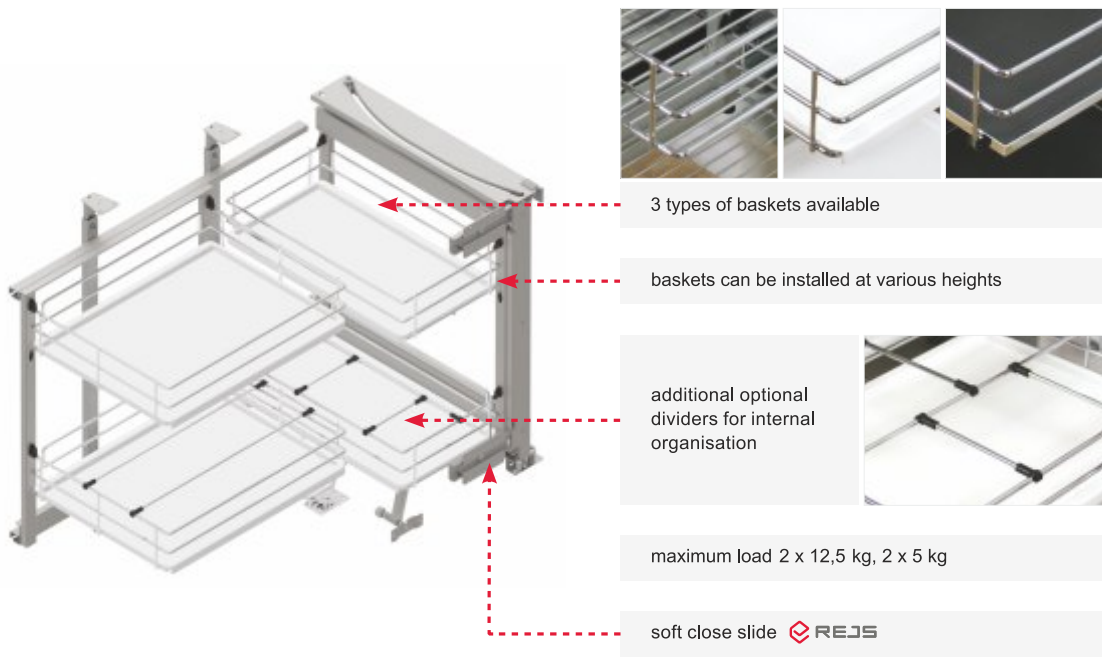


width	mounting side	index	coating
900	L	WE30.0007.08	374
900	R	WE30.0008.08	374

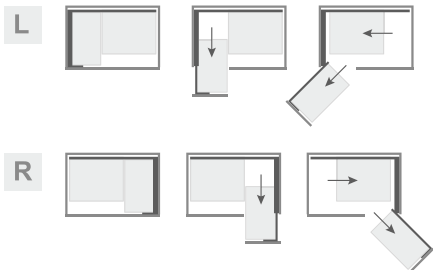
Maxima SILVA



width	mounting side	index	coating
900	L	WE32.0007.43	781
900	R	WE32.0008.43	781



Corner extension diagram:

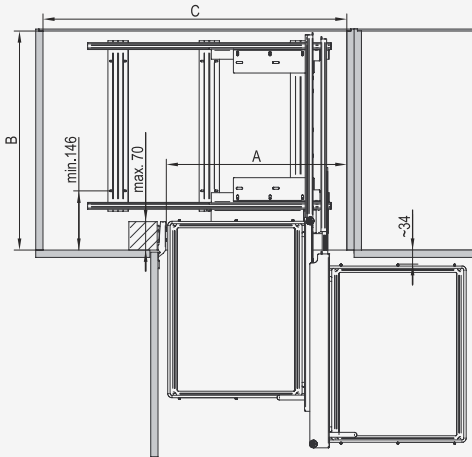


L R refers to the mounting side of the cupboard body

COATING CODES: 001 CHROME 374 CHROME / WHITE 781 CHROME / GRAPHITE

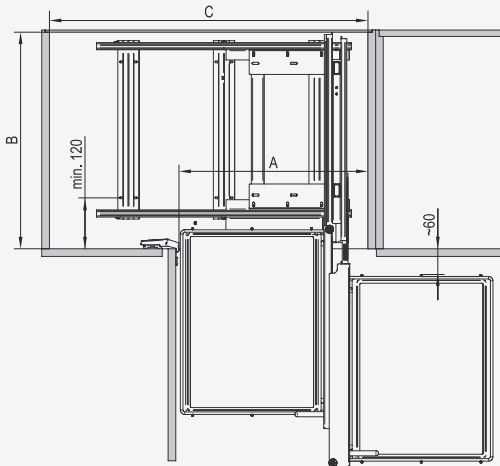
Corner Comfort: technical details and mounting instructions

1 With the supporting pole under the standard hinge

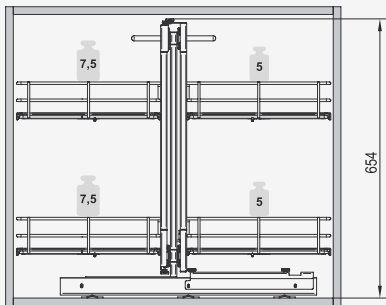


	Maxima Classic, Evo, Silva Line		
	model 800	model 1000	model 1200
min. A	370 / 410*	445	520
min. B	540	540	540
min. C	664	750	950

2 Without the pole under the parallel hinge



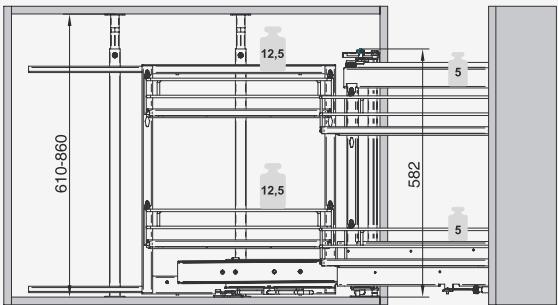
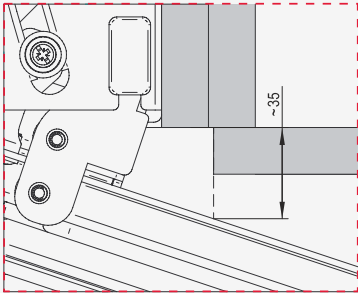
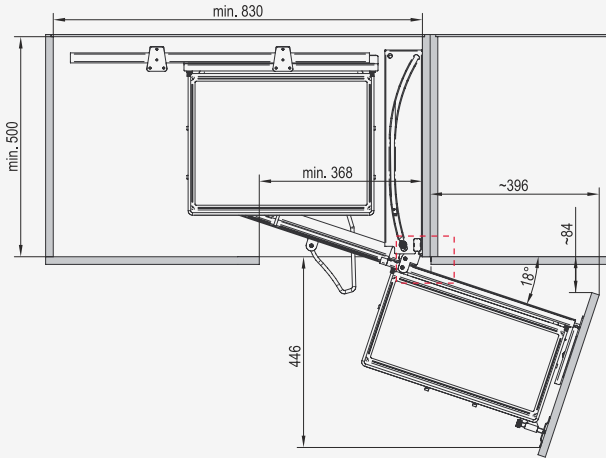
	Maxima Classic, Evo, Silva Line		
	model 800	model 1000	model 1200
min. A	370 / 410*	445	520
min. B	510	510	510
min. C	664	750	950



the diagram shows the right Corner Comfort

\* applies to the Corner Line Maxima Evo

Corner Front: technical details and mounting instructions



the diagram shows the right Corner Front



maximum load bearing for the shelves in kg

## Schock Air Motion - information about the slide

The new smooth-action AIR MOTION® sliding systems represent an entirely new product generation based on traditional telescopic slide profiles. They utilize a completely new range of convenience features based on our proven ball bearing slide technology.

"AIR MOTION" stands for excellent smooth operation, comfortable feel, high resilience and long durability. You can feel the high-quality impact this has on the overall system.

The benefits for you::

- Exceptionally smooth and quiet operation
- High resilience
- Comfortable feel
- Perceived quality



**SCHOCK**  
 METALL

**AIR**  
 MOTION

The Air Motion runner was awarded the "Best of the Best" International prize at the INTERZUM 2015 tradefair



## Complementary Components

### Complete Dividers

wire + set of connectors



length	index	coating
150	WE03.8661.08	052
200	WE03.8662.08	052

### Made to measure dividers

Cutting: wide KB - 90 mm and length 400 mm



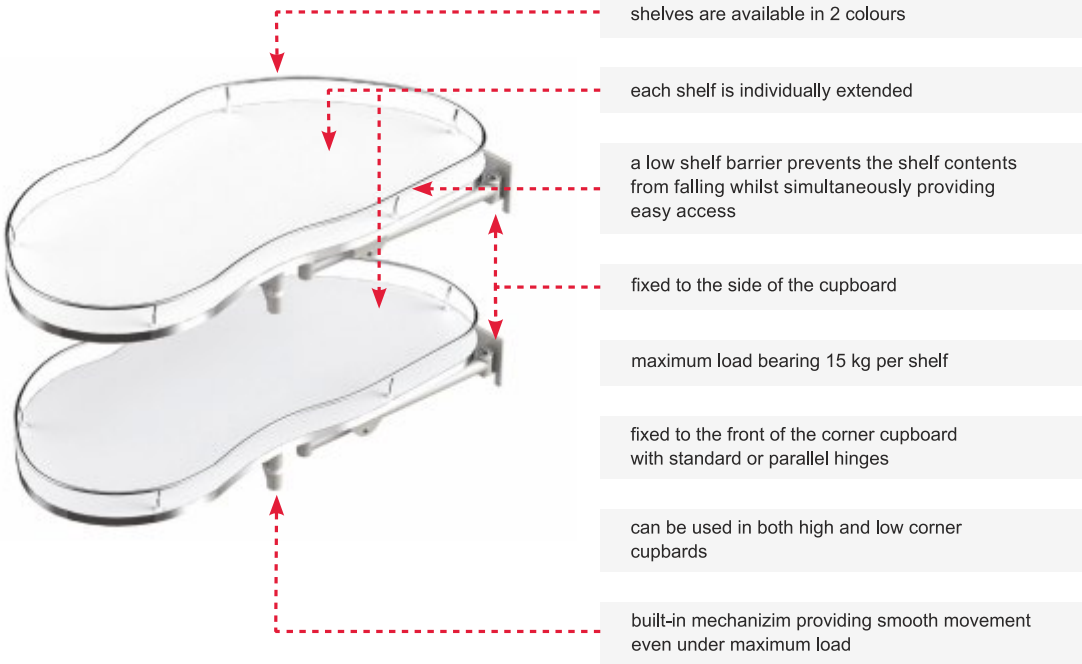
	index	coating
wire L=1100	WE03.7177.01	001
connectors	2 x WE03.7178.05	061



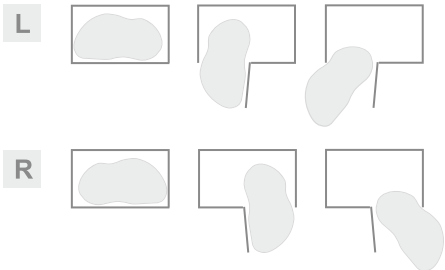


Corner Optima

min. width front/corpus	mounting side	index	coating
450 / 800	L	WE28.2507.43	043, 313
450 / 800	R	WE28.2508.43	043, 313
500 / 900	L	WE28.2607.43	043, 313
500 / 900	R	WE28.2608.43	043, 313



Corner extension diagram:

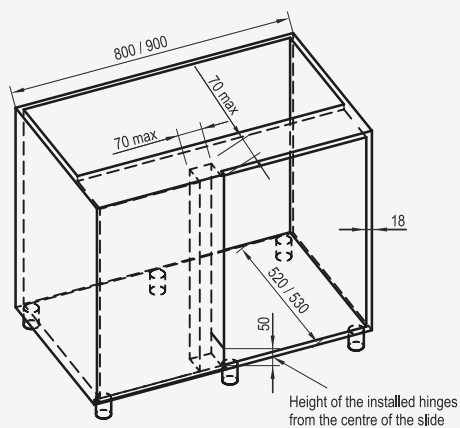


L R refers to the mounting side of the cupboard body

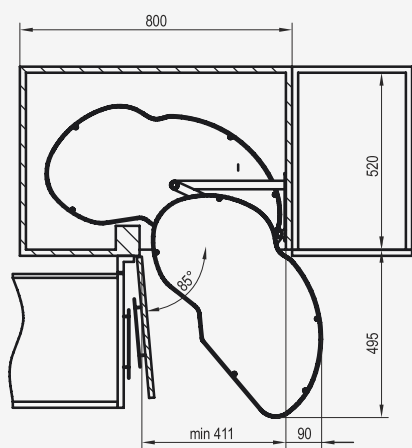
COATING CODES: 043 GRAPHITE 313 SILVER COATING / WHITE

Corner Optima: technical details and mounting instructions

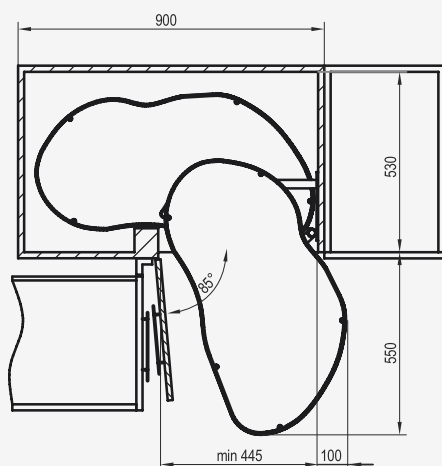
1 With a strengthening pole under the standard hinges



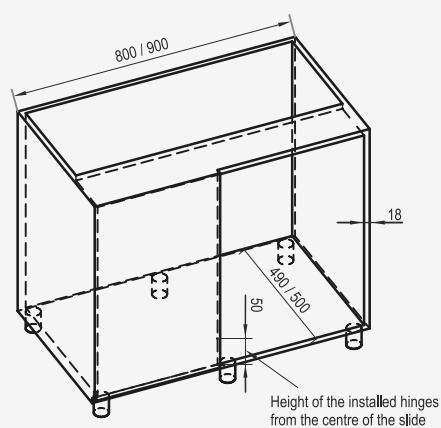
Corner Optima 800



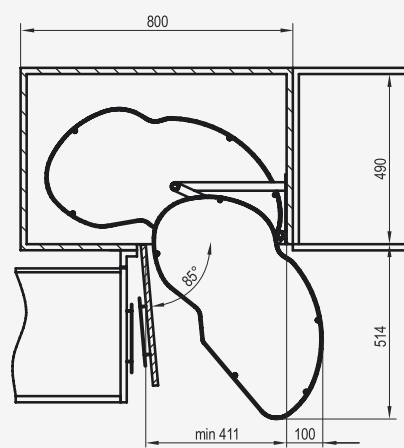
Corner Optima 900



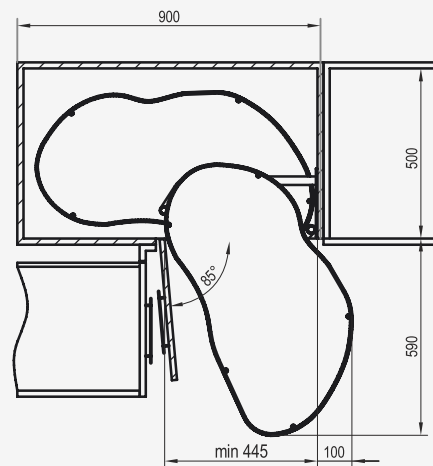
2 Without the pole under the parallel hinges



Corner Optima 800



Corner Optima 900



# Contact us



## REJS UK INT LTD

Unit 28, Slough Business Park  
94 Farnham Road  
Slough, SL1 3FQ

[sales@rejsltd.co.uk](mailto:sales@rejsltd.co.uk)  
[office@rejsltd.co.uk](mailto:office@rejsltd.co.uk)

0044 1753516573  
0044 7887241688  
0044 7887555735

[www.rejsltd.co.uk](http://www.rejsltd.co.uk)

